



Oglesby Charitable Trust

Scope and spread of funding

2021-22



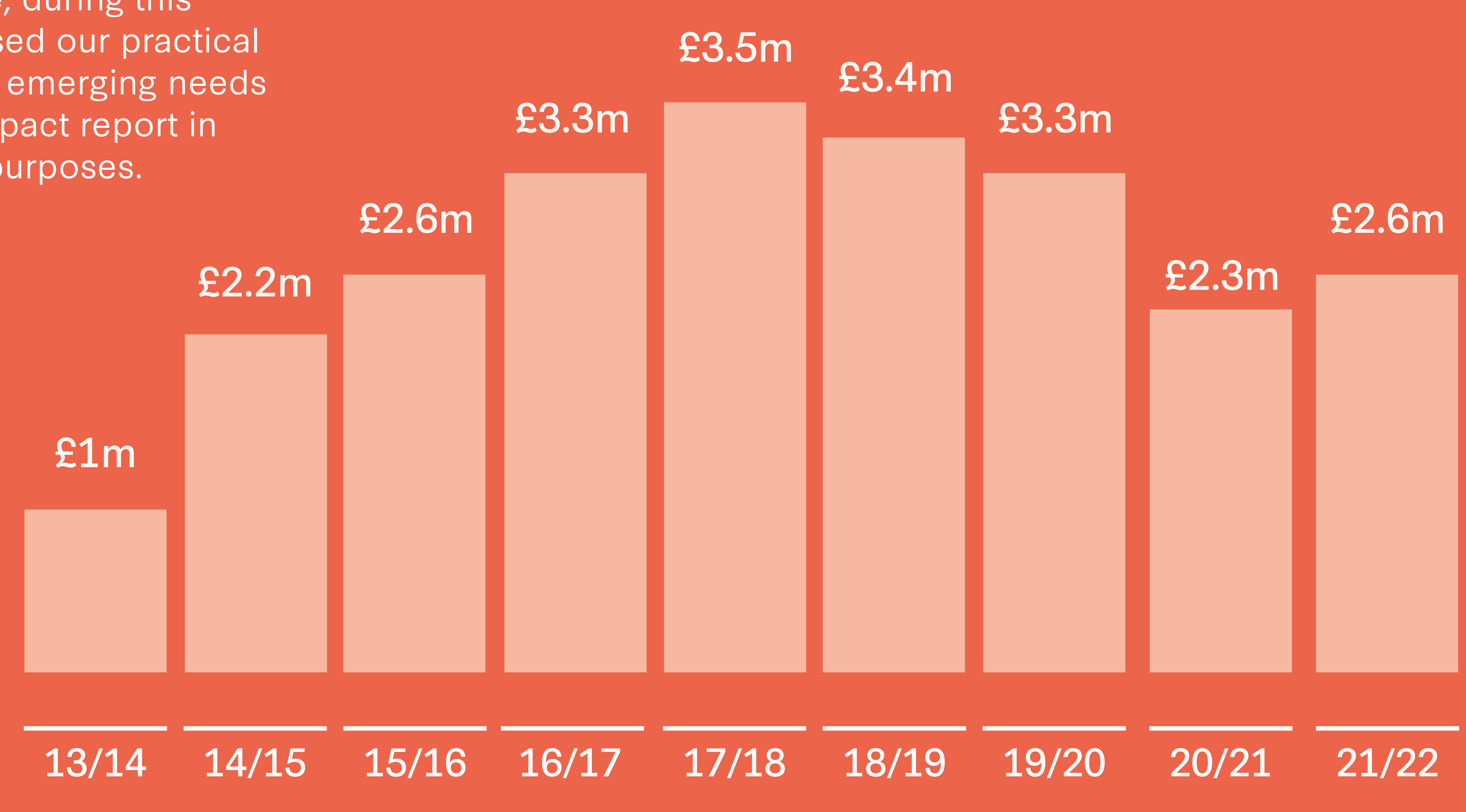
Total value of our grantmaking was **£2.6m** taking the total to **£29m** since 2000

We had a portfolio of **55** active grants held by 49 organisations (18 grantees also received additional Cost of Living grants, totalling £34k)

We began new relationships with **11** organisations

Giving at a glance

The year 2020/21 has been omitted from this report. This is because, during this pandemic year, we prioritised our practical response to organisations' emerging needs and did not produce an impact report in that year for comparative purposes.



Our funding was allocated across four areas:

Arts	Environment	Health	Social Inequality
% Total giving	% Total giving	% Total giving	% Total giving
21/22 19% 19/20 17%	21/22 16% 19/20 16%	21/22 25% 19/20 25%	21/22 40% 19/20 35%
Numbers of grants	Numbers of grants	Numbers of grants	Numbers of grants
21/22 17 19/20 11	21/22 5 19/20 10	21/22 7 19/20 9	21/22 26 19/20 36

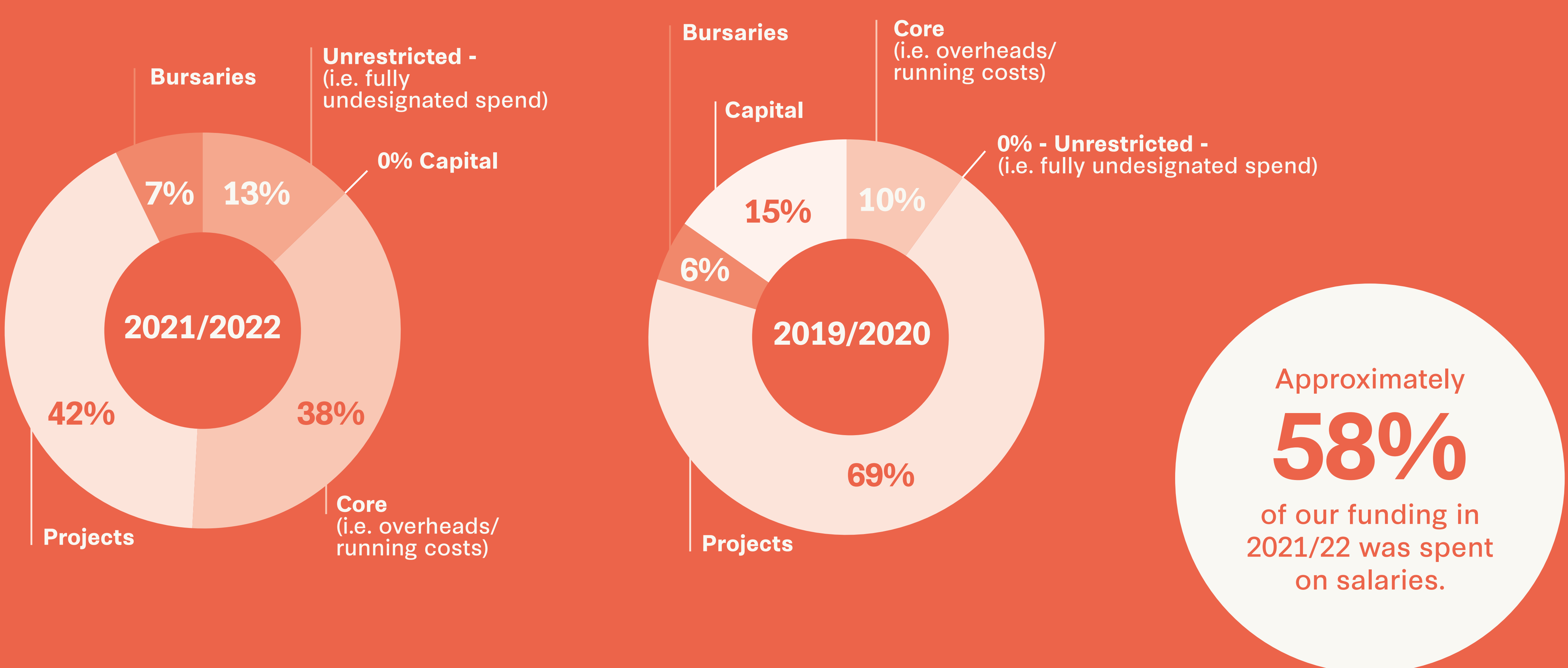
Progress against Aims

(see our Purpose Framework for the full list of outcomes):

Giving Area	Aims	Total Spend for Giving Area
Arts	Supporting cultural vibrancy and the arts to enrich all communities and people	£464,404
Environment	Supporting nature based solutions to the climate crisis and enabling all communities to engage with the natural world	£376,592
Health	Supporting medical research and patient care initiatives with selected organisations	£567,443
Social Inequalities	Supporting initiatives which tackle systemic inequalities and their impact on people's lives and communities	£1,096,341

Type of funding

% total of grants



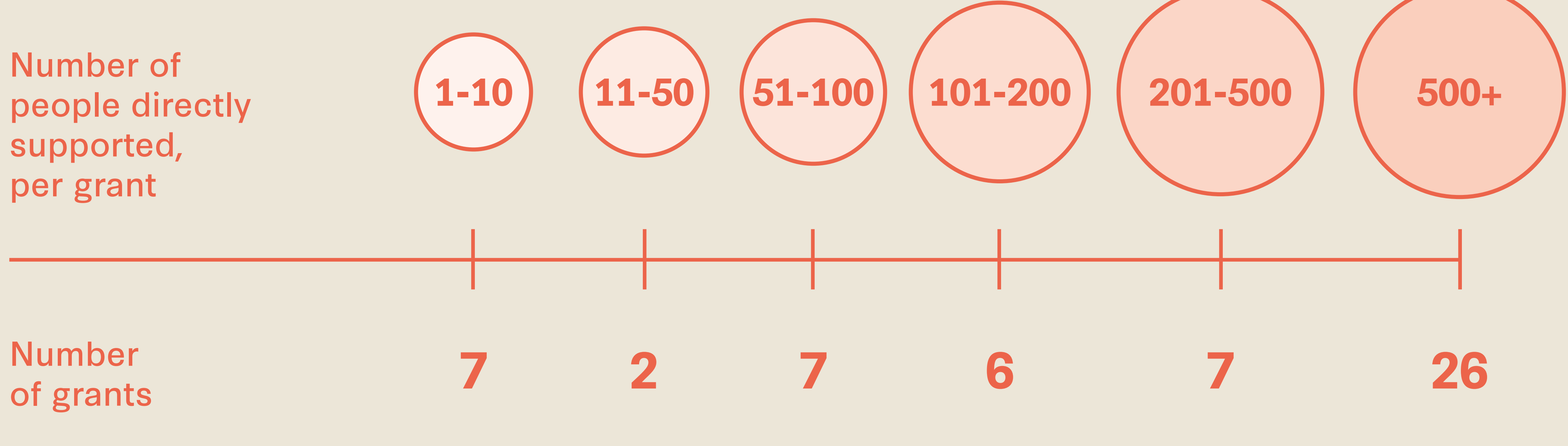
Size of organisations supported

(using NCVO categorisation)

Annual turnover	Small (under £100k)	Medium (£100k-£1m)	Large (£1m-£10m)	Major (£10m-£100m)	Super Major (£100m+)
% of spend	1%	39%	33%	15%	11%
Number of organisations	3 (2021/22), 11 (2019/20)	21 (2021/22), 19 (2019/20)	13 (2021/22), 16 (2019/20)	7 (2021/22), 12 (2019/20)	5 (2021/22), 3 (2019/20)

Geographical spread: **78%** of active grants in this year delivered work in Greater Manchester.

People reached



Additional Support through Funding Plus

76 instances of support across

58 organisations

- One-to-one support
- Recruitment
- 22 free room bookings
- Space for away days
- Online training
- HR workshops

